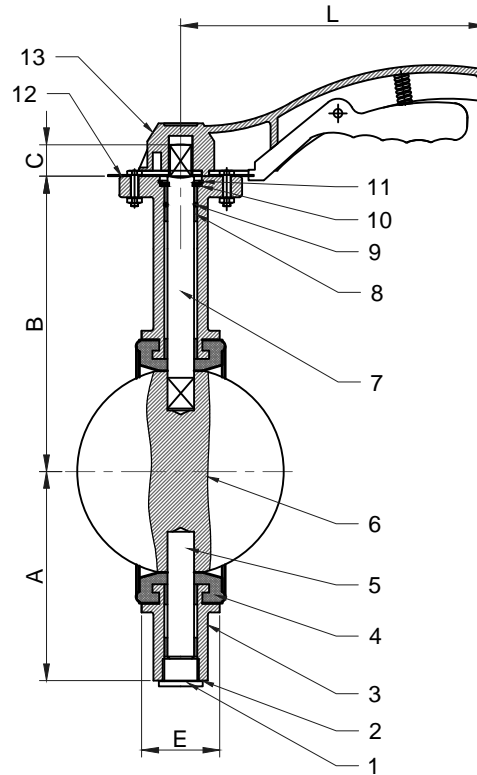

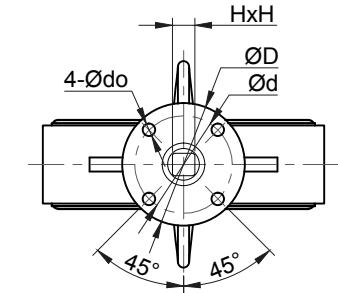


DRG No. ED0185

IF IN DOUBT ASK

ALL DIMENSIONS IN MILLIMETRES UNLESS STATED

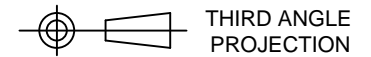
DO NOT SCALE



SIZE	A	B	C	E	L	ØD	Ød	4-Ødo	HxH	Kg
DN40	70	140	12	33	170	65	50	4 - 7	11x11	1.94
DN50	78	161	12	43	170	65	50	4 - 7	11x11	2.23
DN65	92	160	12	46	170	65	50	4 - 7	11x11	3.66
DN80	102	165	16	46	215	90	70	4 - 9	14x14	4.24
DN100	120	185	16	52	215	90	70	4 - 9	14x14	5.37
DN125	132	210	16	56	215	90	70	4 - 9	14x14	7.75
DN150	158	210	19	56	215	90	70	4 - 9	17x17	8.86
DN200	180	250	19	60	350	125	70/102	4 - 9 / 4 - 12	17x17	15.37
DN250	215	295	24	68	350	125	102	4 - 12	22x22	24.72
DN300	251	320	24	78	350	125	102	4 - 12	22x22	32.36

Face to Face Dim. According to EN558 Series 20
 ISO5752 Series 20
 BS5155 Series 4
 Top Flange According to ISO5211
 Flange Accomodation: EN1092-1 PN10/16
 ANSI B16.5 Class 150
 BS10 Table 'E'

REV	DATE	DESCRIPTION OF REVISION	SIGN



DESCRIPTION:

**EUROTORC ETW-710
 WAFER PATTERN BUTTERFLY VALVE
 DN40 TO DN300**

ITEM	DESCRIPTION	QTY
1	LOWER STEM PLUG	1
2	LOWER STEM PLUG SEAL	1
3	BODY	1
4	SEAT	1
5	LOWER STEM	1
6	DISC	1
7	UPPER STEM	1
8	BEARING	5
9	STEM SEAL	1
10	ANTI-EXTRUSION RING / FOLLOWER	1
11	CIRCLIP	1
12	NOTCH PLATE	1
13	HANDLEVER	1

EUROTORC
 sales@eurotorc.com
 www.eurotorc.com



DRAWN SMP
 DATE 16/06/15
 APPROVED

THIS DRAWING IS THE PROPERTY OF
 EUROTORC AND MUST NOT BE COPIED,
 LENT OR USED IN PART OR IN WHOLE
 WITHOUT WRITTEN CONSENT.